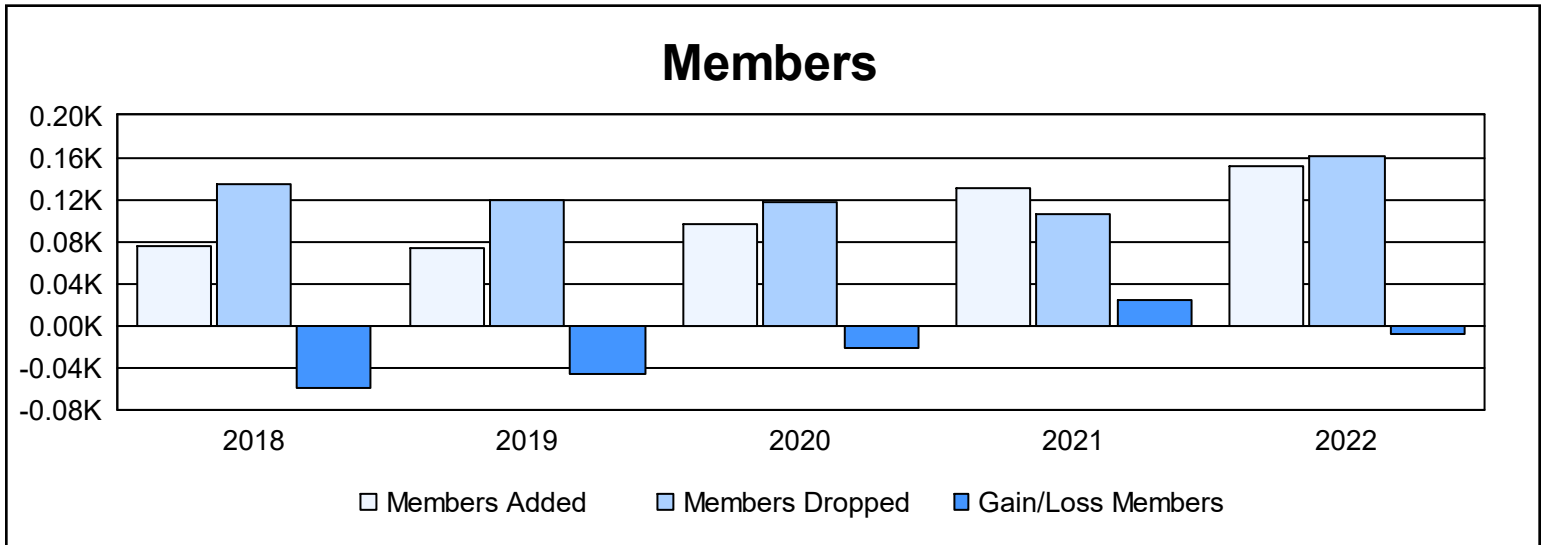
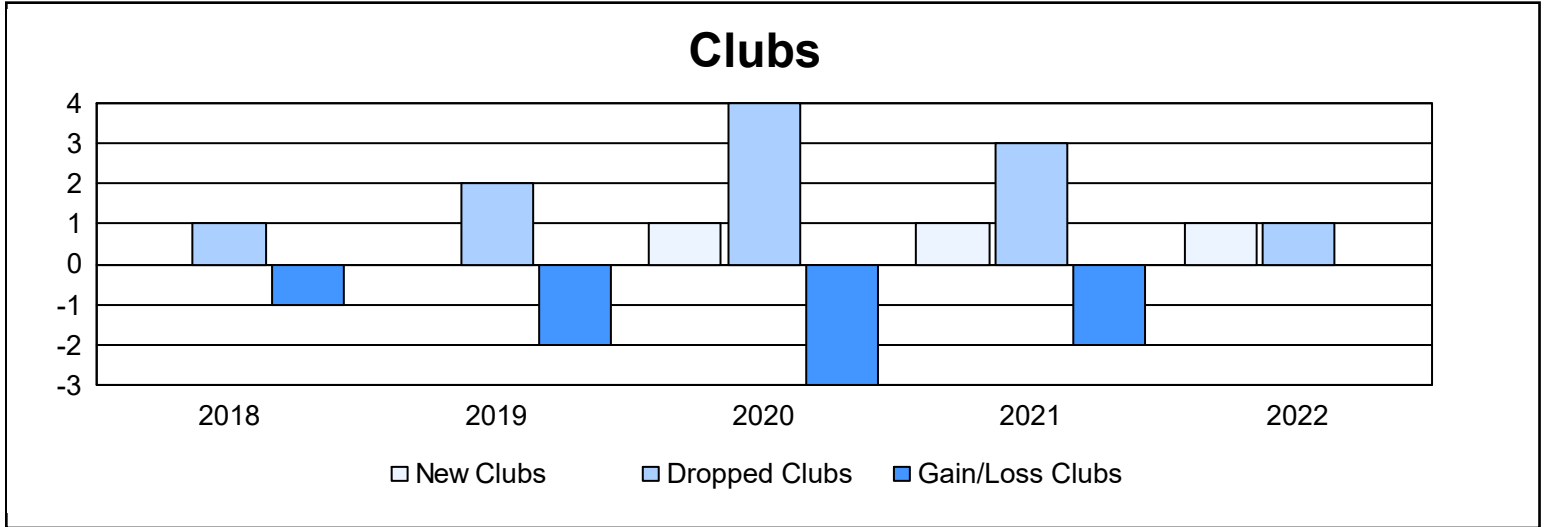
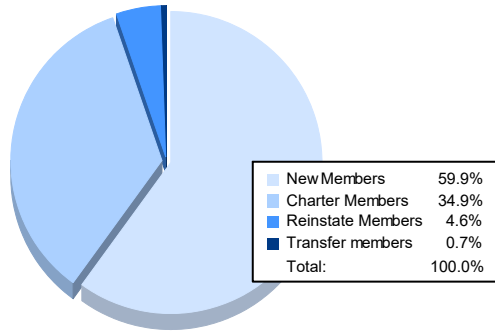


| Year           | New Clubs | Dropped Clubs | Gain/ Loss Clubs | New Members | Charter Members | Reinstate Members | Transfer Members | Total Member Added | Total Members Dropped | Gain/ Loss Members |
|----------------|-----------|---------------|------------------|-------------|-----------------|-------------------|------------------|--------------------|-----------------------|--------------------|
| 2017-2018      | 0         | 1             | -1               | 68          | 1               | 1                 | 5                | 75                 | 134                   | -59                |
| 2018-2019      | 0         | 2             | -2               | 72          | 0               | 1                 | 1                | 74                 | 120                   | -46                |
| 2019-2020      | 1         | 4             | -3               | 71          | 20              | 4                 | 2                | 97                 | 118                   | -21                |
| 2020-2021      | 1         | 3             | -2               | 96          | 22              | 1                 | 11               | 130                | 105                   | 25                 |
| 2021-2022      | 1         | 1             | 0                | 91          | 53              | 7                 | 1                | 152                | 161                   | -9                 |
| <b>Average</b> | <b>1</b>  | <b>2</b>      | <b>-2</b>        | <b>80</b>   | <b>19</b>       | <b>3</b>          | <b>4</b>         | <b>106</b>         | <b>128</b>            | <b>-22</b>         |



### Membership Composition June 2022 Cumulative



### Gender Composition June 2022 Cumulative

